

## Step by step guide to logging on to Google Classroom

A simple step by step guide to logging on. Please make sure you have also read all documents sent out related to Google Classroom as you are giving your consent by logging on. Most people have had more success using the internet browser rather than the app, so this guide will be using the web browser, however the same steps for logging in will work on the app.

**Step 1:** Open a web browser (Chrome / Safari / Internet Explorer or Microsoft Edge dependent on your device).

**Step 2:** Type in Google Classroom.

https://www.google.com/search?q=google+classroom&ie=&oe=

google classroom

About 785,000,000 results (0.54 seconds)

edu.google.com › products › classroom  
**Classroom: manage teaching and learning | Google for ...**  
Classroom helps students and teachers organize assignments, boost collaboration, and foster better communication.

classroom.google.com  
**Google Classroom**  
Sign in. Use your **Google Account**. Email or phone. Forgot email? Type the text you hear or see. Not your computer? Use a private browsing window to sign in.  
Manage teaching and learning · Go To Google Classroom · Google Classroom Help

play.google.com › store › apps › details › id=com.google.android.app...  
**Google Classroom – Apps on Google Play**  
★★★★★ Rating: 3.8 - 128,457 votes - Free - Android - Educational  
Classroom is a free service for schools, non-profit organisations and anyone with a personal **Google account**. **Classroom** makes it easy for learners and ...

support.google.com › edu › classroom › answer  
**Google Classroom - Google Support**  
Depending on your learning setting, sign in to **Classroom** with one of the following user account types: School account—Also known as a G Suite for Education ...

**Google Classroom**  
classroom.google.com

Google Classroom is a free web service, developed by Google for schools, that aims to simplify creating, distributing, and grading assignments in a paperless way. The primary purpose of Google Classroom is to streamline the process of sharing files between teachers and students. [Wikipedia](#)

**Operating system:** IOS; Android; web browser  
**Initial release date:** 12 August 2014  
**Developed by:** Google

People also search for

**Step 3:** Click on the blue box that says “go to classroom”.

https://edu.google.com/intl/en-GB/products/classroom/

Google

For Education Why Google Products Teaching Resources Code with Google Training & Support The Latest Sign in

Home > Classroom

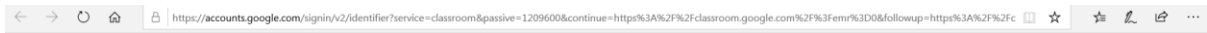
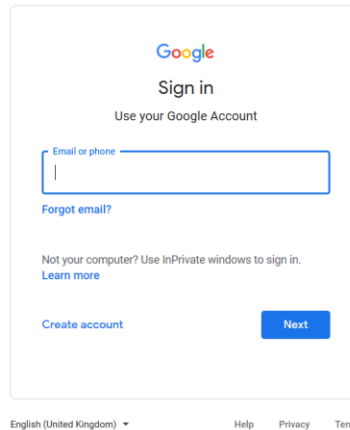
## Manage teaching and learning with Classroom

Classroom helps students and teachers organize assignments, boost collaboration, and foster better communication.

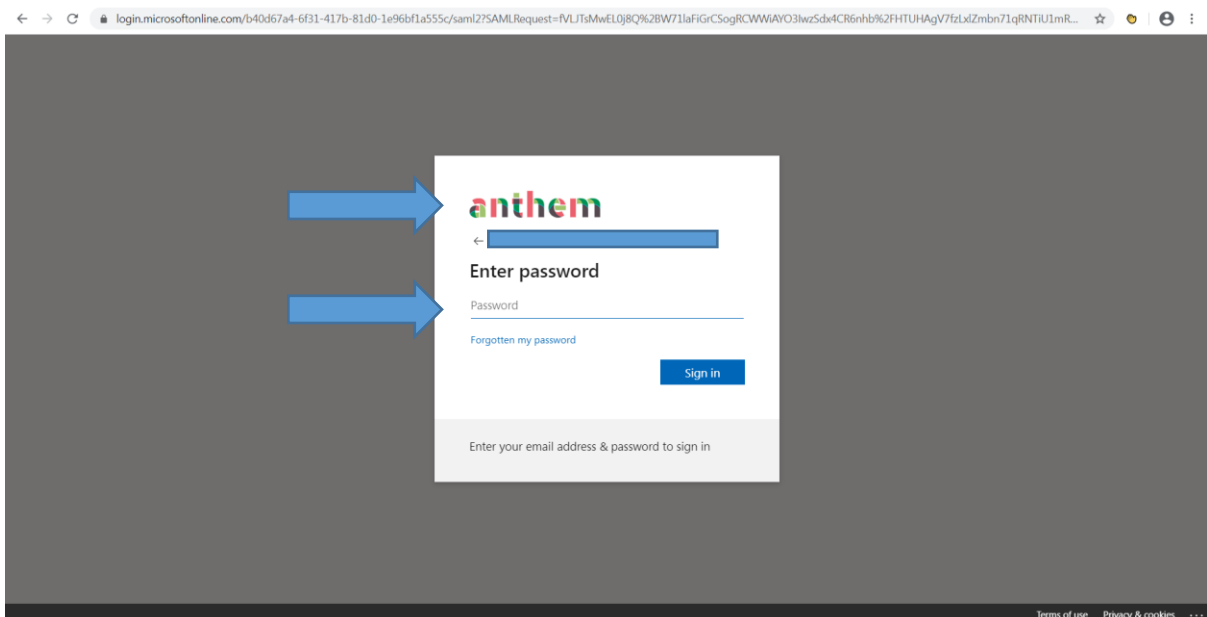
**Go to Classroom**

Having trouble signing into Classroom? [Get tips and help here.](#)

**Step 4:** Type in your username created for your child. This will be on the documents sent to you for your child's year group. (a number followed by first name initial and then surname – first part if double-barrelled - @meadowpark.anthemtrust.uk). You **MUST** use this username created or you will not be able to link to the class pages.

**Step 5:** You will then be taken to another log in page that will have the anthem logo above it (like the screenshot below). You will need to enter the same username again as on the previous page. It will then ask for your password. The password will have been given to you with the login. It starts with two numbers – NOT the class code.





Where learning takes root and  
imagination takes flight

anthem

**Step 6:** You will then have to accept the agreement at the bottom. It will ask you to confirm you are using the correct username for the correct child, followed by asking if you are a student or a teacher (click student!). Your class page should automatically come up on the screen and you can click join. You are then connected!

**Step 7:** If you are logging in for more than one child, make sure you have signed out of the previous child's account before logging on using the same process for your next child, otherwise it will default to its known account and your other children will connect to the wrong pages.