







Autumn 2		Minibeasts (las minibestias)				
Prior learning 						
Lesson objective 	To introduce the children to two out of a total of ten minibeast characters in Spanish and to learn to follow instructions in Spanish.	To introduce the children to two more minibeast characters in Spanish and to learn to follow instructions in Spanish.	To introduce the children to two more minibeast characters in Spanish and to learn to follow instructions in Spanish.	To introduce the children to two more minibeast characters in Spanish and to learn to follow instructions in Spanish.	To introduce the children to two more minibeast characters in Spanish and to learn to follow instructions in Spanish.	To immerse the children in Spanish through an animated storybook.
Key vocabulary 	Las minibestias = The minibeasts Hola = Hello Adiós = Goodbye Levantaos = Stand up Estiraos = Stretch Inspirad = Inhale Espirad = Exhale Relajaos = Relax Sentaos = Sit down Enrique el erizo = Enrique the hedgehog Raquel la rana = Raquel the frog	Las minibestias = The minibeasts Hola = Hello Adiós = Goodbye Levantaos = Stand up Estiraos = Stretch Inspirad = Inhale Espirad = Exhale Relajaos = Relax Sentaos = Sit down Alba la abeja = Alba the bee Alejandra la araña – Alejandra the spider	Las minibestias = The minibeasts Hola = Hello Adiós = Goodbye Levantaos = Stand up Estiraos = Stretch Inspirad = Inhale Espirad = Exhale Relajaos = Relax Sentaos = Sit down Olivia la oruga = Olivia the caterpillar Marta la mariquita = Marta the ladybird	Las minibestias = The minibeasts Hola = Hello Adiós = Goodbye Levantaos = Stand up Estiraos = Stretch Inspirad = Inhale Espirad = Exhale Relajaos = Relax Sentaos = Sit down Carlos el caracol = Carlos the snail María la mariposa = María the butterfly	Las minibestias = The minibeasts Hola = Hello Adiós = Goodbye Levantaos = Stand up Estiraos = Stretch Inspirad = Inhale Espirad = Exhale Relajaos = Relax Sentaos = Sit down Olga la hormiga = Olga the ant Guillermo le gusano = Guillermo the worm	Las minibestias = The minibeasts Hola = Hello Adiós = Goodbye Levantaos = Stand up Estiraos = Stretch Inspirad = Inhale Espirad = Exhale Relajaos = Relax Sentaos = Sit down Enrique el erizo = Enrique the hedgehog Raquel la rana = Raquel the frog Alba la abeja = Alba the bee Alejandra la araña – Alejandra the spider Olivia la oruga = Olivia the caterpillar Marta la mariquita = Marta the ladybird Carlos el caracol = Carlos the snail María la mariposa = María the butterfly


Spanish – Year 2





						Olga la hormiga = Olga the ant Guillermo le gusano = Guillermo the worm
Creative context 						Animated story book in Language Angels.
Substantive knowledge 	Recognise and recall 10 minibeasts in Spanish. Recall greetings more easily in Spanish. Recognise and follow instructions in Spanish. Follow an animated story in Spanish.	Recognise and recall 10 minibeasts in Spanish. Recall greetings more easily in Spanish. Recognise and follow instructions in Spanish. Follow an animated story in Spanish.	Recognise and recall 10 minibeasts in Spanish. Recall greetings more easily in Spanish. Recognise and follow instructions in Spanish. Follow an animated story in Spanish.	Recognise and recall 10 minibeasts in Spanish. Recall greetings more easily in Spanish. Recognise and follow instructions in Spanish. Follow an animated story in Spanish.	Recognise and recall 10 minibeasts in Spanish. Recall greetings more easily in Spanish. Recognise and follow instructions in Spanish. Follow an animated story in Spanish.	Recognise and recall 10 minibeasts in Spanish. Recall greetings more easily in Spanish. Recognise and follow instructions in Spanish. Follow an animated story in Spanish.
Disciplinary knowledge 	LL sound in Guillermo J sound in Alejandra, abeja & relajaos Ñ sound in araña Trilled 'R'. Becoming more familiar with the rolled 'r' sound as seen in words with 'rr' in the middle of them or words starting with the letter 'r' e.g., Raquel, la rana & relajaos. Nouns & articles/determiners. We will start to notice that in Spanish there are often more options for single words like determiners than in English. For example, as seen with the word for 'the' in Spanish. El caracol but la abeja. We will see that	LL sound in Guillermo J sound in Alejandra, abeja & relajaos Ñ sound in araña Trilled 'R'. Becoming more familiar with the rolled 'r' sound as seen in words with 'rr' in the middle of them or words starting with the letter 'r' e.g., Raquel, la rana & relajaos. Nouns & articles/determiners. We will start to notice that in Spanish there are often more options for single words like determiners than in English. For example, as seen with the word for 'the' in Spanish. El caracol but la abeja. We will see that	LL sound in Guillermo J sound in Alejandra, abeja & relajaos Ñ sound in araña Trilled 'R'. Becoming more familiar with the rolled 'r' sound as seen in words with 'rr' in the middle of them or words starting with the letter 'r' e.g., Raquel, la rana & relajaos. Nouns & articles/determiners. We will start to notice that in Spanish there are often more options for single words like determiners than in English. For example, as seen with the word for 'the' in Spanish. El caracol but la abeja. We will see that	LL sound in Guillermo J sound in Alejandra, abeja & relajaos Ñ sound in araña Trilled 'R'. Becoming more familiar with the rolled 'r' sound as seen in words with 'rr' in the middle of them or words starting with the letter 'r' e.g., Raquel, la rana & relajaos. Nouns & articles/determiners. We will start to notice that in Spanish there are often more options for single words like determiners than in English. For example, as seen with the word for 'the' in Spanish. El caracol but la abeja. We will see that	LL sound in Guillermo J sound in Alejandra, abeja & relajaos Ñ sound in araña Trilled 'R'. Becoming more familiar with the rolled 'r' sound as seen in words with 'rr' in the middle of them or words starting with the letter 'r' e.g., Raquel, la rana & relajaos. Nouns & articles/determiners. We will start to notice that in Spanish there are often more options for single words like determiners than in English. For example, as seen with the word for 'the' in Spanish. El caracol but la abeja. We will see that	LL sound in Guillermo J sound in Alejandra, abeja & relajaos Ñ sound in araña Trilled 'R'. Becoming more familiar with the rolled 'r' sound as seen in words with 'rr' in the middle of them or words starting with the letter 'r' e.g., Raquel, la rana & relajaos. Nouns & articles/determiners. We will start to notice that in Spanish there are often more options for single words like determiners than in English. For example, as seen with the word for 'the' in Spanish. El caracol but la abeja. We will see that



Spanish – Year 2



	this happens a lot in Spanish and learn why in future units!	this happens a lot in Spanish and learn why in future units!	this happens a lot in Spanish and learn why in future units!	this happens a lot in Spanish and learn why in future units!	this happens a lot in Spanish and learn why in future units!	this happens a lot in Spanish and learn why in future units!
Recorded learning 	Print image of Raquel la rana and Enrique el erizo. Chdn to stick in books – colour and write English translation underneath.	Print image of Alba la abeja and Alejandra la araña. Chdn to stick in books – colour and write English translation underneath.	Print image of Olivia la oruga and Marta la mariquita. Chdn to stick in books – colour and write English translation underneath.	Print image of Carlos el caracol and María, la mariposa. Chdn to stick in books – colour and write English translation underneath.	Print image of Olga la hormiga and Guillermo le gusan. Chdn to stick in books – colour and write English translation underneath.	Image of each minibeast stuck in with English name. Spanish translation to be written by children (minibeast only not name).
Future learning 	Animals are taught in Year 3.					