




Spanish – Year 1



	Spanish song about the circus acts.	Spanish song about the circus acts.	Spanish song about the circus acts.	Spanish song about the circus acts.	Spanish song about the circus acts.	Spanish song about the circus acts.
Disciplinary knowledge 	ci sound in 'la ciclista' and 'la trapecista' co sound in 'el circo' and 'Federico' Accents. Accents can only be written on vowels in Spanish and indicate the vowel is stressed. Therefore, the stress falls on the syllable with the vowel. As seen in 'adiós' and 'se ríe' Nouns & articles/determiners. We will start to notice that in Spanish there are often more options for single words like determiners than in English. For example, as seen with the word for 'the' in Spanish; 'el payaso' but 'la trapecista'. We will see that this happens a lot in Spanish and learn why in future units!	ci sound in 'la ciclista' and 'la trapecista' co sound in 'el circo' and 'Federico' Accents. Accents can only be written on vowels in Spanish and indicate the vowel is stressed. Therefore, the stress falls on the syllable with the vowel. As seen in 'adiós' and 'se ríe' Nouns & articles/determiners. We will start to notice that in Spanish there are often more options for single words like determiners than in English. For example, as seen with the word for 'the' in Spanish; 'el payaso' but 'la trapecista'. We will see that this happens a lot in Spanish and learn why in future units!	ci sound in 'la ciclista' and 'la trapecista' co sound in 'el circo' and 'Federico' Accents. Accents can only be written on vowels in Spanish and indicate the vowel is stressed. Therefore, the stress falls on the syllable with the vowel. As seen in 'adiós' and 'se ríe' Nouns & articles/determiners. We will start to notice that in Spanish there are often more options for single words like determiners than in English. For example, as seen with the word for 'the' in Spanish; 'el payaso' but 'la trapecista'. We will see that this happens a lot in Spanish and learn why in future units!	ci sound in 'la ciclista' and 'la trapecista' co sound in 'el circo' and 'Federico' Accents. Accents can only be written on vowels in Spanish and indicate the vowel is stressed. Therefore, the stress falls on the syllable with the vowel. As seen in 'adiós' and 'se ríe' Nouns & articles/determiners. We will start to notice that in Spanish there are often more options for single words like determiners than in English. For example, as seen with the word for 'the' in Spanish; 'el payaso' but 'la trapecista'. We will see that this happens a lot in Spanish and learn why in future units!	ci sound in 'la ciclista' and 'la trapecista' co sound in 'el circo' and 'Federico' Accents. Accents can only be written on vowels in Spanish and indicate the vowel is stressed. Therefore, the stress falls on the syllable with the vowel. As seen in 'adiós' and 'se ríe' Nouns & articles/determiners. We will start to notice that in Spanish there are often more options for single words like determiners than in English. For example, as seen with the word for 'the' in Spanish; 'el payaso' but 'la trapecista'. We will see that this happens a lot in Spanish and learn why in future units!	ci sound in 'la ciclista' and 'la trapecista' co sound in 'el circo' and 'Federico' Accents. Accents can only be written on vowels in Spanish and indicate the vowel is stressed. Therefore, the stress falls on the syllable with the vowel. As seen in 'adiós' and 'se ríe' Nouns & articles/determiners. We will start to notice that in Spanish there are often more options for single words like determiners than in English. For example, as seen with the word for 'the' in Spanish; 'el payaso' but 'la trapecista'. We will see that this happens a lot in Spanish and learn why in future units!
Recorded learning 	Writing: Stick images in books of 2 circus acts with Spanish label and translate into English.	Reading: Trimmed sheet (Reading task medium) in books. Colour correct act.	Speaking: Stick picture in book. Begin learning some of the song.	Reading: Trimmed sheet (Reading task 2) in books. Circle correct word.	Writing: Stick in pictures of performers, label with Spanish name.	Listening: Use the audio on slide 21. Give children printed picture of each act cut up. Ask them to stick the acts in the order of the audio clips



Spanish – Year 1



Future learning

