










Summer 1	Branching databases					
Prior learning 	This unit progresses learners’ knowledge and understanding of the categories of data handling, with a particular focus on implementation. It builds on their knowledge of data and information from Key Stage 1; Grouping data in Year 1 and Pictograms in Year 2 . They will continue to develop their understanding of attributes and begin to construct and interrogate branching databases as a means of displaying and retrieving information.					
Lesson objective 	To create questions with yes/no answers	To identify the attributes needed to collect data about an object	To create a branching database	To explain why it is helpful for a database to be well structured	To plan the structure of a branching database	To independently create an identification tool
Key vocabulary 	Attribute, value, questions, table, objects	Branching database, database, attribute, value, questions, objects, equal, even, separate	Branching database, database, attribute, value, questions, objects	Branching database, attribute, questions, structure, compare, order, organise	Branching database, attribute, value, question, selecting	Branching database, attribute, value, questions, information, decision tree
Creative context 	BBC Bitesize: https://www.bbc.co.uk/bitesize/articles/z8yk87h#z7rxp9q Safari Animal classification game (in resource folder) – This unit will support children in further science units where they will look at classifying animals using a branching database.					
Substantive knowledge 	I know that different questions require different answers. I know that questions could be open-ended (needing a longer answer) or closed (yes/no). I know that yes/no questions should not be subjective.	I know that an attribute is used to describe an object, and it includes its name and a value. I know that a collection of objects can be separated based on multiple attributes. I know that a branching databased uses yes/no questions to separate a collection of items based on specific attributes.	I know that it is important to test a branching database to check that it works correctly.	I know that questions can be phrased in lots of ways depending on what objects they are trying to separate. I know that branching databases can vary depending on the attributes it has been separated by and how many objects there are. I know that questions need to be ordered carefully in a branching database.	I know that attributes for a branching database can be based on appearance or facts. I know that the order and specifics are important for questions in a branching database.	I know that branching databased could be used for identification and classification, fault-finding purposes, and to help identify health problems.
Disciplinary knowledge 	I know how to group objects/ideas based on a shared characteristic.	I know how to create a branching database using yes/no questions to separate the items multiple times.	I know how to read a branching database. I know how to use the j2data Branch website.	I know how to create different branching databases by varying the questions asked and the order they are asked in.	I know how to use attributes (both visual and factual based) to create a branching database.	I know how to use the j2data Branch website. I know how to test a branching database.

Computing – Year 3



<p>Recorded learning</p> 	<p>Children will create (at least two) yes/no questions which will separate a collection of objects.</p>	<p>In groups, children will create their own branching database with a collection of images.</p>	<p>Children will create their own branching database based on foods, on j2data Branch.</p>	<p>Children will create a branching database (on paper) with more questions to separate the objects further.</p>	<p>Children will plan and create on paper their own branching database based on Dinosaurs.</p>	<p>Children will create and test the branching databased they planned in the previous lesson on j2data Branch.</p>
<p>Outcome for unit</p> 	<p>As the final assessment piece, the children will independently create a branching database on j2data branch. Please screenshot the final product and save into the children’s folders.</p> <p>At the end of lesson, please complete the unit assessment (slide in the folder) by adding the children’s name into a table to determine whether they can do the statement independently, with some help or not at all. This could be teacher or self-assessment.</p>					
<p>Future learning</p> 	<p>The children will continue to use the knowledge gained in this unit in data units up until year 6. Their understanding of branching databases will support them in other data units in computing as well as other subjects like science.</p>					