









Computing – Year 3



Autumn 1	Connecting Devices					
Prior learning 	The children have learnt about technology around them at home and in school. They have a good understanding of some basic ‘technology safety’ rules, which are reinforced throughout this unit.					
Lesson objective 	To explain how digital devices function	To identify input and output devices	To recognise how digital devices can change the way we work	To explain how a computer network can be use to share information	To explain how digital devices can be connected	To recognise the physical components of a network
Key vocabulary 	Digital device, input, output, process	Digital devices, input, output, process	Program	Connection, network, network switch	Network switch, server, wireless access point (WAP)	Network switch, server, wireless access point
Creative context 	Look Inside how Computers work by Alex Frith	Sorting IT on the tables in teams	Teacher – no tech in the lesson! How does it change?	Sync lessons – demonstrate link between 2 teachers computers	Hunt round the school for WAP devices	Look in server room
Substantive knowledge 	Know the difference between an input, process and output	Know the difference between an input, process and output	Know the difference between an input, process and output and how they are used	Explain how devices are connected, including those on a wireless connection	Explain how servers and wireless access points work	Explain how network infrastructure works in a real world setting
Disciplinary knowledge 	Connect devices using correct ports	Connect devices using correct ports	Use programs in conjunction with inputs and outputs	Connect devices together	-	Represent how computers can communicate with each other
Recorded learning 	Completed processes table	Match input, output, device task	What can you use a digital device for?	Act out the process of connecting and communicating messages between computers/servers	Children consider how they are connected to different people (acting out the connections between computers)	Create a map of the school network
Future learning 	The children will go on to learn about the internet and how it is connected, how information can be shared and how people communicate over the internet. They will learn about the benefits, and also consider the restrictions to working this way.					