









Computing – Year 2



Autumn 1	Information Technology around us					
Prior learning 	Y1 learn about the different types of computers in school and at home. They also learn how to type and edit text. They continue to consider how to stay safe online and how to use technology safely					
Lesson objective 	To recognise the use and features of information technology	To identify information technology in the home	To identify information technology beyond school	To explain how information technology benefits us	To show how to use information technology safely	To recognise that choices are made when using information technology
Key vocabulary 	Information technology (IT), computer	Information technology (IT)	Information technology (IT), computer	Information technology (IT), computer, barcode, scanner	Information technology (IT)	Information technology (IT)
Creative context 	Spot the technology in a picture	Class vote on types of technology in the home	Technology hunt around the school/interview teacher on technology used today	Role play shop set up in the classroom	Y2 Online Safety Rap	Y2 Online Safety Rap
Substantive knowledge 	Know that technology can look different but has overlapping features	Know the purpose of technology in the home	Know how technology is used beyond school	Know how technology is used in shops and restaurants (while also understanding the computers needed to be told the prices etc)	Know how to use information technology safely and what to do if there are any problems	Know that technology can be healthy and unhealthy and that we need to develop good habits
Disciplinary knowledge 	Recognise and name the parts of a computer and explain with IT is	Identify technology from around the home	Identify IT beyond school	Identify technology seen outside the school and home, including how they are used and what information is gathered		
Recorded learning 	Sorting table between IT and not IT	Sorting table – what is IT used for?	Sorting activity – where would you find types of IT?	Create a mini shop in the classroom using barcodes and ‘scanners’.	Matching image to rule that it is being broken	Children complete their own ‘Digital 5 a day’
Future learning 	The children will learn about computer networks including the internet and our own school network set up. They will consider the evolving risks associated with working online.					



Computing – Year 2

