









Computing – Year 1



Autumn 1	Technology Around Us					
Prior learning 	EYFS learn about the different devices we have in school and at home, and how to use those safely					
Lesson objective 	To identify technology	To identify a computer and its main parts	To use a mouse in different ways	To use a keyboard to type	To use a keyboard to edit text	To create rules for using technology responsibly
Key vocabulary 	technology	computer, mouse/trackpad, keyboard, screen, click, drag	computer, mouse/trackpad, draw, click, double click, click and drag	input device, computer, keyboard, mouse	shift, space bar, capital letter, full stop, cursor	safely, responsibly, computer, technology
Creative context 	Show lots of physical devices out in the classroom for children to explore	Hook – start trying to type on a mouse or touch the monitor	Spot the difference – mouse and trackpad	Play a game of ‘hunt the letter’ following ABC	Typing Games	KS1 Staying Safe Online
Substantive knowledge 	Locate technology at home and around the school and talk about how they help us	Know the main parts of a computer (on various devices)	Know the parts of a computer and what some parts do	Know that writing on a computer is called typing	Know that a computer can only do what it’s told to do	Identify rules that keep us healthy when we’re using technology at school and beyond
Disciplinary knowledge 	-	Switch on and log into a computer and use a mouse to click and drag	Use a mouse to open a program, type name using a keyboard and save work	Typing, using shift key for capital and saving work as a file	Open work from a file, using the arrow keys to move the cursor, delete letters	Communicate rules to keep us safe online
Recorded learning 	Drawing of technology at home and at school	Labelled images of parts of a computer	Videos of children moving the mouse/trackpad, selecting item and double clicking	Self portrait on paint app, including typed name	Edited self portrait, with edited text and font	Poster on how to use technology safely at home and at school
Future learning 	Year 2 computing – Technology around us					